

Student Name _____ Date _____



Adams Central Elementary School
E-Learning Day # 4 (Walruses)
2nd Grade



All links for activities are on Schoology.com.

Subject	Activity	Parent Initials	How was it completed?
Reading	<ol style="list-style-type: none">1) Read <u>Walruses</u>.2) Answer the questions using complete sentences and PPQIA.3) If you have internet access, log onto Schoology to find the link to watch the "Walrus: Amazing Animals" video.4) Read a book of your choice for 15 minutes and record it for Book-it.		Circle: Online and/or Paper
Word Work	<ol style="list-style-type: none">1) Log on to Schoology to find the link for compound word games.2) Play at least 2 games.3) If you do not have internet access, do the compound Word Search.4) Search for compound words in any print around your house. (newspaper, magazine, junk mail)5) Glue (or tape) the words to the paper.		Online or Paper
Spelling	<ol style="list-style-type: none">1) Log on to Schoology to find the link for Spelling City.2) Choose a game and practice your spelling words for this week. <p>If you do not have internet access, write your spelling words with paper and pencil.</p>		Online or Paper


Math	<ol style="list-style-type: none"> 1) Do 100 addition facts. Try to do it in 5 minutes or less! 2) Log on to Schoology to find the link to play the Cone Crazy: Flurry of Flavors Addition Game. 		Online and/or Paper
Science	<ol style="list-style-type: none"> 1. Do the 'Hot and Cold' Experiment. 2. Record your observations on the bottom of the paper. 		Paper
Writing	<p style="text-align: center;">Winter Wonderland</p> <ol style="list-style-type: none"> 1. Fill out the writing planner. 2. E-mail your response to your teacher, write it on the back, or be as creative as you want and make a book. 		Online or Paper
Special Class	<ol style="list-style-type: none"> 1. Log on to Schoology to listen to the Penguin Polka. 2. Read the note from Mrs. King. 3. Sing the Penguin Polka and move like a penguin! 		Online Or Paper


Your materials are due back by the Monday after the eLearning day has occurred.

Mrs. Aschliman- aschlimanc@accs.k12.in.us Mrs. Bluhm- bluhmc@accs.k12.in.us
 Mrs. Schwartz- schwartzl@accs.k12.in.us Mrs. Wilder- wilderc@accs.k12.in.us
 Mr. Linthicum- linthicumd@accs.k12.in.us

Walruses

Walruses are marine mammals. They are very large animals with whiskers and long tusks. The males can have tusks that are three feet long and the female's tusks usually grow to be about two and a half feet long. Walruses use their tusks to defend themselves, to cut through ice, and to pull themselves out of the water. They spend two thirds of their lives in the water. Walruses eat clams and mussels, but will sometimes eat seals if they cannot find other food.





Walruses

Answer the following questions about walruses. Go back and underline or highlight the answers in the passage for text evidence.

What do walruses use their tusks for?


What do walruses eat?

Describe what a walrus looks like.

Name _____

Compound Words

Directions: Cut out the compound words and glue them on the space below!



Minute Marker

1	2	3	4	5
---	---	---	---	---

Addition Facts 0 - 18

Five minute timed drill with 100 problems.

$$\begin{array}{r} 4 \\ + 4 \\ \hline \end{array}$$

$$\begin{array}{r} 6 \\ + 3 \\ \hline \end{array}$$

$$\begin{array}{r} 3 \\ + 7 \\ \hline \end{array}$$

$$\begin{array}{r} 0 \\ + 2 \\ \hline \end{array}$$

$$\begin{array}{r} 4 \\ + 8 \\ \hline \end{array}$$

$$\begin{array}{r} 7 \\ + 1 \\ \hline \end{array}$$

$$\begin{array}{r} 3 \\ + 4 \\ \hline \end{array}$$

$$\begin{array}{r} 2 \\ + 1 \\ \hline \end{array}$$

$$\begin{array}{r} 2 \\ + 7 \\ \hline \end{array}$$

$$\begin{array}{r} 9 \\ + 1 \\ \hline \end{array}$$

$$\begin{array}{r} 8 \\ + 0 \\ \hline \end{array}$$

$$\begin{array}{r} 4 \\ + 6 \\ \hline \end{array}$$

$$\begin{array}{r} 1 \\ + 5 \\ \hline \end{array}$$

$$\begin{array}{r} 3 \\ + 8 \\ \hline \end{array}$$

$$\begin{array}{r} 5 \\ + 8 \\ \hline \end{array}$$

$$\begin{array}{r} 7 \\ + 9 \\ \hline \end{array}$$

$$\begin{array}{r} 5 \\ + 2 \\ \hline \end{array}$$

$$\begin{array}{r} 3 \\ + 1 \\ \hline \end{array}$$

$$\begin{array}{r} 0 \\ + 0 \\ \hline \end{array}$$

$$\begin{array}{r} 5 \\ + 4 \\ \hline \end{array}$$

$$\begin{array}{r} 0 \\ + 1 \\ \hline \end{array}$$

$$\begin{array}{r} 2 \\ + 4 \\ \hline \end{array}$$

$$\begin{array}{r} 2 \\ + 2 \\ \hline \end{array}$$

$$\begin{array}{r} 9 \\ + 7 \\ \hline \end{array}$$

$$\begin{array}{r} 1 \\ + 8 \\ \hline \end{array}$$

$$\begin{array}{r} 4 \\ + 9 \\ \hline \end{array}$$

$$\begin{array}{r} 6 \\ + 8 \\ \hline \end{array}$$

$$\begin{array}{r} 2 \\ + 9 \\ \hline \end{array}$$

$$\begin{array}{r} 7 \\ + 5 \\ \hline \end{array}$$

$$\begin{array}{r} 4 \\ + 1 \\ \hline \end{array}$$

$$\begin{array}{r} 1 \\ + 3 \\ \hline \end{array}$$

$$\begin{array}{r} 7 \\ + 0 \\ \hline \end{array}$$

$$\begin{array}{r} 6 \\ + 5 \\ \hline \end{array}$$

$$\begin{array}{r} 4 \\ + 0 \\ \hline \end{array}$$

$$\begin{array}{r} 2 \\ + 3 \\ \hline \end{array}$$

$$\begin{array}{r} 2 \\ + 5 \\ \hline \end{array}$$

$$\begin{array}{r} 6 \\ + 2 \\ \hline \end{array}$$

$$\begin{array}{r} 8 \\ + 8 \\ \hline \end{array}$$

$$\begin{array}{r} 0 \\ + 3 \\ \hline \end{array}$$

$$\begin{array}{r} 6 \\ + 7 \\ \hline \end{array}$$

$$\begin{array}{r} 4 \\ + 5 \\ \hline \end{array}$$

$$\begin{array}{r} 9 \\ + 8 \\ \hline \end{array}$$

$$\begin{array}{r} 3 \\ + 3 \\ \hline \end{array}$$

$$\begin{array}{r} 8 \\ + 9 \\ \hline \end{array}$$

$$\begin{array}{r} 5 \\ + 6 \\ \hline \end{array}$$

$$\begin{array}{r} 3 \\ + 5 \\ \hline \end{array}$$

$$\begin{array}{r} 1 \\ + 7 \\ \hline \end{array}$$

$$\begin{array}{r} 7 \\ + 2 \\ \hline \end{array}$$

$$\begin{array}{r} 2 \\ + 2 \\ \hline \end{array}$$

$$\begin{array}{r} 8 \\ + 4 \\ \hline \end{array}$$

$$\begin{array}{r} 1 \\ + 4 \\ \hline \end{array}$$

$$\begin{array}{r} 4 \\ + 2 \\ \hline \end{array}$$

$$\begin{array}{r} 0 \\ + 4 \\ \hline \end{array}$$

$$\begin{array}{r} 2 \\ + 0 \\ \hline \end{array}$$

$$\begin{array}{r} 7 \\ + 3 \\ \hline \end{array}$$

$$\begin{array}{r} 4 \\ + 7 \\ \hline \end{array}$$

$$\begin{array}{r} 3 \\ + 9 \\ \hline \end{array}$$

$$\begin{array}{r} 5 \\ + 5 \\ \hline \end{array}$$

$$\begin{array}{r} 3 \\ + 0 \\ \hline \end{array}$$

$$\begin{array}{r} 1 \\ + 6 \\ \hline \end{array}$$

$$\begin{array}{r} 9 \\ + 9 \\ \hline \end{array}$$

$$\begin{array}{r} 1 \\ + 9 \\ \hline \end{array}$$

$$\begin{array}{r} 0 \\ + 6 \\ \hline \end{array}$$

$$\begin{array}{r} 5 \\ + 9 \\ \hline \end{array}$$

$$\begin{array}{r} 1 \\ + 0 \\ \hline \end{array}$$

$$\begin{array}{r} 9 \\ + 2 \\ \hline \end{array}$$

$$\begin{array}{r} 7 \\ + 8 \\ \hline \end{array}$$

$$\begin{array}{r} 6 \\ + 4 \\ \hline \end{array}$$

$$\begin{array}{r} 8 \\ + 1 \\ \hline \end{array}$$

$$\begin{array}{r} 9 \\ + 0 \\ \hline \end{array}$$

$$\begin{array}{r} 6 \\ + 6 \\ \hline \end{array}$$

$$\begin{array}{r} 0 \\ + 7 \\ \hline \end{array}$$

$$\begin{array}{r} 2 \\ + 8 \\ \hline \end{array}$$

$$\begin{array}{r} 3 \\ + 6 \\ \hline \end{array}$$

$$\begin{array}{r} 7 \\ + 6 \\ \hline \end{array}$$

$$\begin{array}{r} 9 \\ + 4 \\ \hline \end{array}$$

$$\begin{array}{r} 8 \\ + 5 \\ \hline \end{array}$$

$$\begin{array}{r} 6 \\ + 0 \\ \hline \end{array}$$

$$\begin{array}{r} 5 \\ + 3 \\ \hline \end{array}$$

$$\begin{array}{r} 8 \\ + 6 \\ \hline \end{array}$$

$$\begin{array}{r} 8 \\ + 3 \\ \hline \end{array}$$

$$\begin{array}{r} 0 \\ + 5 \\ \hline \end{array}$$

$$\begin{array}{r} 6 \\ + 1 \\ \hline \end{array}$$

$$\begin{array}{r} 5 \\ + 7 \\ \hline \end{array}$$

$$\begin{array}{r} 5 \\ + 0 \\ \hline \end{array}$$

$$\begin{array}{r} 9 \\ + 6 \\ \hline \end{array}$$

$$\begin{array}{r} 4 \\ + 3 \\ \hline \end{array}$$

$$\begin{array}{r} 0 \\ + 9 \\ \hline \end{array}$$

$$\begin{array}{r} 1 \\ + 2 \\ \hline \end{array}$$

$$\begin{array}{r} 3 \\ + 2 \\ \hline \end{array}$$

$$\begin{array}{r} 0 \\ + 8 \\ \hline \end{array}$$

$$\begin{array}{r} 7 \\ + 7 \\ \hline \end{array}$$

$$\begin{array}{r} 5 \\ + 1 \\ \hline \end{array}$$

$$\begin{array}{r} 8 \\ + 7 \\ \hline \end{array}$$

$$\begin{array}{r} 1 \\ + 1 \\ \hline \end{array}$$

$$\begin{array}{r} 2 \\ + 6 \\ \hline \end{array}$$

$$\begin{array}{r} 7 \\ + 4 \\ \hline \end{array}$$

$$\begin{array}{r} 9 \\ + 3 \\ \hline \end{array}$$

$$\begin{array}{r} 6 \\ + 9 \\ \hline \end{array}$$

$$\begin{array}{r} 9 \\ + 5 \\ \hline \end{array}$$

Hot and Cold

You Will Need:

3 bowls

Water

Instructions:

1. Fill 3 bowls with tap water as follows: one with cold water, one with lukewarm water, and one with hot water—but *not* hot enough to burn. Place the bowls on a table or counter, with the lukewarm water between the other two.
2. Place one hand in the cold water and one in the hot. Let your hands adjust to the temperature for several minutes. Then take them out and plunge them both into the bowl of lukewarm water. The hand that was resting in the cold water now feels warm and the other hand feels cold. Do you know why?

This Is What Happens:

The hand that was resting in the cold water is now placed in warmer water and some heat from the water is transferred to the skin—the hand feels warm. The opposite happens with the other hand—it is now warmer than the surrounding water and some heat moves into the water. As a result, the hand feels cold.



Name _____

Date _____

Descriptive writing

Winter Wonderland

Prompt:

It's winter. You've just opened your front door and gone outside. Describe your surroundings.

Plan:


What do you taste?

What do you touch?

What do you smell?


What do you hear?

What do you see?



Write:

Write about winter where you live. Use details so that someone who lives far away will have a complete picture of what winter is like where you live.





The Penguin Polka

I know a penguin who likes to polka,
eats tapioca, and lives in Boca Raton!
He has some freckles, a lot of speckles.
And that is why we call him Polka Dot!




dance section

One and two and waddle, waddle. Do the Penguin Polka!
One and two and waddle, waddle. Polka, Polka Dot!
One and two and waddle, waddle. Do the Penguin Polka!
One and two and waddle, waddle. Polka, Polka Dot!




This little penguin can only waddle,
but he's a model for any toddling town!
He may be spotted, but we applauded
because we love our little Polka Dot!



dance section

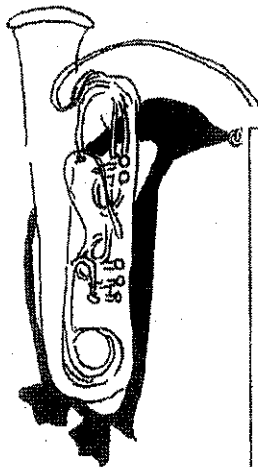
One and two and waddle, waddle. Do the Penguin Polka!
One and two and waddle, waddle. Polka, Polka Dot!
One and two and waddle, waddle. Do the Penguin Polka!
One and two and waddle, waddle. Polka, Polka Dot!

One and two and waddle, waddle. Do the Penguin Polka!
One and two and waddle, waddle. Polka, Polka Dot!
One and two and waddle, waddle. Do the Penguin Polka!
One and two and waddle, waddle. Polka, Polka Dot!



yell:
Yah!

applaud



MUSIC EXTENSION FOR E-LEARNING DAY 4

Take a break from your ICE-COLD ACTIVITIES and do a PENQUIN POLKA.
Do you think you can move like a penguin?

Enjoy being a penguin!

Waddle, Waddle, Waddle

Mrs. King