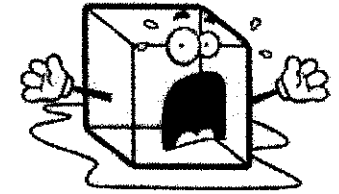


Student Name _____ Date _____



Adams Central Elementary School
eLearning Day # 3 (Ice)
2nd Grade

All links for activities are on Schoology.com.

Subject	Activity	Parent Initials	How was it completed?
Reading	<p>1) Log on to Schoology to find the link for Bookflix. 2) Enter the username and password. Bookflix Username: accs Password: bookflix 3) Select and read a book of your choice. You can record this for your Book-It minutes. 4) Fill out the Reading Response Log.</p> <p>*Answer in complete sentences. *Make sure to use at least 5 sentences. If you do not have internet access, read a book of your choice and respond on the Reading Response Log.</p>		Circle: Online or Book
Word Work	<p>1) Log on to Schoology to find the link for Nouns. 2) Watch the lesson and play the games. There are 4 games.</p> <p>If you do not have internet access, do the Noun Search by looking for nouns in any print around your house (newspaper, magazine, junk mail). Glue or tape the words to the paper.</p>		Online or Paper
Spelling	<p>1) Log on to Schoology to find the link for Spelling City. 2) Choose a game and practice your spelling words for this week.</p> <p>If you do not have internet access, write your spelling words with paper and pencil.</p>		Online or Paper

Math	<p>1) Do 100 addition facts. Try to do it in 5 minutes or less!</p> <p>2) Log on to Schoology to find the link to play the Snowy Friend Addition Game. If you don't have internet access, predict how many footsteps it will take to walk across your room. _____ steps</p> <p>Now try it! How many footsteps did it actually take? _____ steps</p>		Online and/or Paper
Science	<p>Do the 'Operation Ice Lift' Experiment. Record your observations on the bottom of the paper. *If you cannot find a piece of string at home, ask your teacher for a piece when you return to school.</p>		Paper
Writing	<p>Opinion Writing</p> <p>How do you feel about eLearning? Do you like it? Do you wish we never had eLearning? Email your teacher to share your opinion about eLearning and list two reasons to support your opinion. If you do not have internet access, write your teacher a letter with paper and pencil.</p>		Online or Paper
Special Class	<ol style="list-style-type: none"> 1. Read the note from Mrs. King. 2. Log on to Schoology to find the link to hear the penguin song. 3. Sing a penguin song and move like a penguin! 		Online or Paper

Your materials are due back by the Monday after the eLearning day has occurred.

If you have any questions about your work today,
please email your teacher.

Mrs. Aschliman- aschlimanc@accs.k12.in.us Mrs. Bluhm- bluhmc@accs.k12.in.us
Mrs. Schwartz- schwartzl@accs.k12.in.us Mrs. Wilder- wilderc@accs.k12.in.us
Mr. Linthicum- linthicumd@accs.k12.in.us

Name: _____



Reading Response Log



Directions: Choose a reading strategy to respond to what you read. Use the sentence starters to help you begin.

Summarize: "This book is about _____."

Predict: "I think the ending will _____."

Evaluate: "I like/do not like this story because _____."

Question: "I wonder why the author chose to _____."

Connect: "This story reminds me of _____."

Visualize: "This story created images of _____." (see, smell, hear, touch, taste, feel)

Title: _____


Author: _____ **Minutes Read:** _____ **Fiction or Nonfiction**

Parent signature _____

Name _____

Nouns

Directions: Cut out the nouns and glue them on the space below!



Minute Marker				
1	2	3	4	5

Addition Facts 0 - 18

Five minute timed drill with 100 problems.

$\begin{array}{r} 5 \\ + 8 \\ \hline \end{array}$	$\begin{array}{r} 9 \\ + 1 \\ \hline \end{array}$	$\begin{array}{r} 0 \\ + 4 \\ \hline \end{array}$	$\begin{array}{r} 6 \\ + 5 \\ \hline \end{array}$	$\begin{array}{r} 1 \\ + 2 \\ \hline \end{array}$	$\begin{array}{r} 8 \\ + 2 \\ \hline \end{array}$	$\begin{array}{r} 4 \\ + 4 \\ \hline \end{array}$	$\begin{array}{r} 7 \\ + 8 \\ \hline \end{array}$	$\begin{array}{r} 3 \\ + 4 \\ \hline \end{array}$	$\begin{array}{r} 2 \\ + 6 \\ \hline \end{array}$
---	---	---	---	---	---	---	---	---	---

$\begin{array}{r} 2 \\ + 4 \\ \hline \end{array}$	$\begin{array}{r} 7 \\ + 0 \\ \hline \end{array}$	$\begin{array}{r} 1 \\ + 9 \\ \hline \end{array}$	$\begin{array}{r} 8 \\ + 7 \\ \hline \end{array}$	$\begin{array}{r} 0 \\ + 5 \\ \hline \end{array}$	$\begin{array}{r} 9 \\ + 9 \\ \hline \end{array}$	$\begin{array}{r} 6 \\ + 2 \\ \hline \end{array}$	$\begin{array}{r} 3 \\ + 8 \\ \hline \end{array}$	$\begin{array}{r} 5 \\ + 1 \\ \hline \end{array}$	$\begin{array}{r} 4 \\ + 7 \\ \hline \end{array}$
---	---	---	---	---	---	---	---	---	---

$\begin{array}{r} 8 \\ + 1 \\ \hline \end{array}$	$\begin{array}{r} 4 \\ + 2 \\ \hline \end{array}$	$\begin{array}{r} 6 \\ + 3 \\ \hline \end{array}$	$\begin{array}{r} 3 \\ + 3 \\ \hline \end{array}$	$\begin{array}{r} 9 \\ + 6 \\ \hline \end{array}$	$\begin{array}{r} 7 \\ + 7 \\ \hline \end{array}$	$\begin{array}{r} 1 \\ + 5 \\ \hline \end{array}$	$\begin{array}{r} 2 \\ + 9 \\ \hline \end{array}$	$\begin{array}{r} 0 \\ + 7 \\ \hline \end{array}$	$\begin{array}{r} 5 \\ + 4 \\ \hline \end{array}$
---	---	---	---	---	---	---	---	---	---

$\begin{array}{r} 3 \\ + 9 \\ \hline \end{array}$	$\begin{array}{r} 5 \\ + 6 \\ \hline \end{array}$	$\begin{array}{r} 1 \\ + 1 \\ \hline \end{array}$	$\begin{array}{r} 6 \\ + 8 \\ \hline \end{array}$	$\begin{array}{r} 0 \\ + 9 \\ \hline \end{array}$	$\begin{array}{r} 2 \\ + 8 \\ \hline \end{array}$	$\begin{array}{r} 7 \\ + 3 \\ \hline \end{array}$	$\begin{array}{r} 8 \\ + 5 \\ \hline \end{array}$	$\begin{array}{r} 4 \\ + 9 \\ \hline \end{array}$	$\begin{array}{r} 9 \\ + 0 \\ \hline \end{array}$
---	---	---	---	---	---	---	---	---	---

$\begin{array}{r} 0 \\ + 1 \\ \hline \end{array}$	$\begin{array}{r} 2 \\ + 5 \\ \hline \end{array}$	$\begin{array}{r} 4 \\ + 8 \\ \hline \end{array}$	$\begin{array}{r} 1 \\ + 6 \\ \hline \end{array}$	$\begin{array}{r} 5 \\ + 3 \\ \hline \end{array}$	$\begin{array}{r} 6 \\ + 6 \\ \hline \end{array}$	$\begin{array}{r} 3 \\ + 1 \\ \hline \end{array}$	$\begin{array}{r} 8 \\ + 9 \\ \hline \end{array}$	$\begin{array}{r} 9 \\ + 2 \\ \hline \end{array}$	$\begin{array}{r} 7 \\ + 4 \\ \hline \end{array}$
---	---	---	---	---	---	---	---	---	---

$\begin{array}{r} 6 \\ + 7 \\ \hline \end{array}$	$\begin{array}{r} 4 \\ + 5 \\ \hline \end{array}$	$\begin{array}{r} 1 \\ + 3 \\ \hline \end{array}$	$\begin{array}{r} 3 \\ + 6 \\ \hline \end{array}$	$\begin{array}{r} 0 \\ + 8 \\ \hline \end{array}$	$\begin{array}{r} 5 \\ + 5 \\ \hline \end{array}$	$\begin{array}{r} 9 \\ + 8 \\ \hline \end{array}$	$\begin{array}{r} 7 \\ + 6 \\ \hline \end{array}$	$\begin{array}{r} 8 \\ + 3 \\ \hline \end{array}$	$\begin{array}{r} 2 \\ + 7 \\ \hline \end{array}$
---	---	---	---	---	---	---	---	---	---

$\begin{array}{r} 1 \\ + 7 \\ \hline \end{array}$	$\begin{array}{r} 0 \\ + 6 \\ \hline \end{array}$	$\begin{array}{r} 2 \\ + 0 \\ \hline \end{array}$	$\begin{array}{r} 9 \\ + 7 \\ \hline \end{array}$	$\begin{array}{r} 6 \\ + 1 \\ \hline \end{array}$	$\begin{array}{r} 3 \\ + 7 \\ \hline \end{array}$	$\begin{array}{r} 3 \\ + 0 \\ \hline \end{array}$	$\begin{array}{r} 8 \\ + 4 \\ \hline \end{array}$	$\begin{array}{r} 4 \\ + 5 \\ \hline \end{array}$	$\begin{array}{r} 7 \\ + 1 \\ \hline \end{array}$
---	---	---	---	---	---	---	---	---	---

$\begin{array}{r} 9 \\ + 4 \\ \hline \end{array}$	$\begin{array}{r} 0 \\ + 0 \\ \hline \end{array}$	$\begin{array}{r} 0 \\ + 2 \\ \hline \end{array}$	$\begin{array}{r} 3 \\ + 2 \\ \hline \end{array}$	$\begin{array}{r} 6 \\ + 0 \\ \hline \end{array}$	$\begin{array}{r} 9 \\ + 3 \\ \hline \end{array}$	$\begin{array}{r} 5 \\ + 7 \\ \hline \end{array}$	$\begin{array}{r} 4 \\ + 3 \\ \hline \end{array}$	$\begin{array}{r} 2 \\ + 3 \\ \hline \end{array}$	$\begin{array}{r} 4 \\ + 0 \\ \hline \end{array}$
---	---	---	---	---	---	---	---	---	---

$\begin{array}{r} 7 \\ + 2 \\ \hline \end{array}$	$\begin{array}{r} 1 \\ + 8 \\ \hline \end{array}$	$\begin{array}{r} 2 \\ + 2 \\ \hline \end{array}$	$\begin{array}{r} 9 \\ + 5 \\ \hline \end{array}$	$\begin{array}{r} 2 \\ + 1 \\ \hline \end{array}$	$\begin{array}{r} 5 \\ + 2 \\ \hline \end{array}$	$\begin{array}{r} 7 \\ + 5 \\ \hline \end{array}$	$\begin{array}{r} 6 \\ + 4 \\ \hline \end{array}$	$\begin{array}{r} 8 \\ + 0 \\ \hline \end{array}$	$\begin{array}{r} 1 \\ + 4 \\ \hline \end{array}$
---	---	---	---	---	---	---	---	---	---

$\begin{array}{r} 4 \\ + 6 \\ \hline \end{array}$	$\begin{array}{r} 7 \\ + 9 \\ \hline \end{array}$	$\begin{array}{r} 4 \\ + 1 \\ \hline \end{array}$	$\begin{array}{r} 5 \\ + 0 \\ \hline \end{array}$	$\begin{array}{r} 1 \\ + 0 \\ \hline \end{array}$	$\begin{array}{r} 0 \\ + 3 \\ \hline \end{array}$	$\begin{array}{r} 5 \\ + 9 \\ \hline \end{array}$	$\begin{array}{r} 8 \\ + 8 \\ \hline \end{array}$	$\begin{array}{r} 8 \\ + 6 \\ \hline \end{array}$	$\begin{array}{r} 6 \\ + 9 \\ \hline \end{array}$
---	---	---	---	---	---	---	---	---	---


Operation Ice Lift

You Will Need:

Glass
Water
Ice cube
String
Salt

Instructions:

1. Fill a glass with water and place an ice cube on the surface.
2. Tie a loop, about 1 inch in diameter, in a piece of string several inches long. Set the loop on top of the ice cube.
3. Sprinkle some salt over the top of the cube where the loop sits. Wait a few minutes. Gently pull the string up. The ice cube is lifted above the water.



This Is What Happens:

The salt caused the ice cube to melt around the string. Then the water re-froze, freezing the string to the ice cube and allowing you to pull it up with the ice cube attached. Salt is used on many roads and sidewalks in the wintertime on ice and snow because it lowers the melting point of water.

MUSIC EXTENSION FOR E-LEARNING DAY 3

Take a break from your ICE-COLD ACTIVITIES and sing a PENGUIN SONG. Do you think you can move like a penguin? Click on the link provided through the schoology site. If you would like to email me about your favorite PENGUIN MOVE feel free to at kingl@accs.k12.in.us.

Enjoy being a penguin!

Waddle, Waddle, Waddle

Mrs. King

Doing the Penguin

Words and music by Tony Geiss

Flip your flippers
Up and down.
Look at the sky and
Turn around.
Peck forward,
Raise flippers,
And waddle, and waddle,
You waddle, you waddle,
You waddle, you waddle,
You waddle, you waddle.

Flip your flippers
Once or twice.
Take two steps and
Fall on the ice.
Pick yourself up and
Fall down again.
That's doin' it.
That's doin' the penguin.

One more time
Flip your flippers
Up and down.
Look at the sky and
Turn around.
Peck forward,
Raise flippers,
And waddle, you waddle,
You waddle, you waddle,
You waddle, you waddle,
You waddle, you waddle.

Flip your flippers
Once or twice.
Take two steps and
Fall on the ice.
Pick yourself up and
Fall down again.
That's doin' it.
That's doin' the penguin.
Penguin!